

Tapered SwissPlus[®] Implant System

Versatility Above And Below The Bone



ZIMMER BIOMET
Your progress. Our promise.

Overview

The Tapered SwissPlus Implant System Simplifies Your Implant Cases By Providing A Comprehensive Solution For Extensive Restorative Applications.

The Tapered SwissPlus Implant is designed to be placed at tissue level in a one-stage surgical procedure. The fluted machined neck functions as the transmucosal extension of the implant receiving the prosthetic component of the restoration. The MTX[®] micro-textured titanium portion of the implant which includes the threaded area is placed subcrestally.

The Tapered SwissPlus Implant System Has The Following Advantages:

- Only one surgical procedure is required, saving time for the clinician.
- The elimination of a second-stage surgery means less trauma for the patient.
- The clinician is able to monitor the osseointegration process more effectively by having access to the implant from time of surgery.
- The soft tissue heals around the implant collar from time of implant placement eliminating the need for additional incisions or a second-stage healing period.
- The implant includes a Surgical Cover Screw and comes preattached to a proprietary Fixture Mount/Transfer that is used for insertion, impression making and as a full contour final abutment.




Prosthetic Components

Impression Transfer, Cement-Retained Restorations*

Impression-Taking

Indirect Transfer
(w/ screw for Closed Tray Impressions)

Ø 3.8 mm Platform
Ø 4.6 mm Flare



FMSM
supplied with implant

SPMT

Ø 4.8 mm Platform
Ø 5.2 mm Flare



FMS
supplied with implant

OPT/5

Ø 4.8 mm Platform
Ø 6.0 mm Flare



FMSW
supplied with implant

OPT/6

Direct Transfer
(optional procedure for Open Tray Impressions, Transfer supplied with Implant, screw sold separately)



FMSM w/DHTS



FMS w/WSX



FMSW w/WSX

Implant Replica



SPMR



OPR

Cement-Retained Restorations

Straight Abutment/Transfer
(w/screw)

Ø 3.8 mm Platform
Ø 4.6 mm Flare



FMSM
(supplied with implant)

Ø 4.8 mm Platform
Ø 5.2 mm Flare



FMS OPA/5
(supplied with implant)

Ø 4.8 mm Implant Platform
Ø 6.0 mm Flare



FMSW OPA/6
(supplied with implant)

Narrow Straight Abutment
(w/transfer/waxing coping) and Replica
(sold separately)



SPMA2 w/MHLAS and SPMC
single- & multi-unit

SPMAR
(abutment replica)



OPA w/OPC
single & multi-unit

OPA2 w/GPCAS and OPC
single- & multi-unit



OPAR
(abutment replica)

20° Angled Abutment for 6 positions
(w/screw)



SPH20 w/AH20S



OPH20 w/OPH20S



Custom Restorations, Screw-Retained Restorations*

Custom Restorations: "Cast-To" and Plastic Castable Abutments w/Screw

Single-Unit Restorations (Gold, Engaging)

Ø 3.8 mm Platform



SPGA w/MHLAS and OPS optimal, long waxing screw: MTWSD

Ø 4.8 mm Platform



OPGA w/GPCAS and OPS optional, long waxing screw: WSX

Multi-Unit Restorations (Gold, Non-Engaging)

N/A



OPGC w/GPCAS and OPS

Multi-Unit Restorations (Plastic, Non-Engaging)

N/A



OPCC w/GPCAS

Screw-Retained Restorations (for Ø 4.8 mm platform only)

Tapered Abutment Multi-Unit only (w/healing cap)

Ø 4.8 mm Platform



OPACT w/TATHC 1.6 mm



OPACT3 TATHC 3.0 mm

Tapered Abutment Components



ACTIF Tapered Abutment Indirect Transfer



ACTDT Tapered Abutment Direct Transfer



ACTR Tapered Abutment Replica Represents Tapered Abutment Attached to Implant



ACTGC Tapered Abutment Gold Coping w/Screw (SCTS) and Sheath (OPS)



ACTP 5.0 mm Plastic Castable Coping Includes Screw (SCTS)



TGC3 3.0 mm Tapered Abutment Bar Gold Copings w/Screw (SCTS)



TGC5 5.0 mm Tapered Abutment Bar Gold Copings w/Screw (SCTS)



TTC5 5.0 mm Tapered Abutment Titanium Bar Coping w/Screw (SCTS)



ACTT Titanium Temporary Coping Includes Screw (SCTS)

Overdenture Restorative Components*

Overdenture Restorations

Locator® Abutment

Ø 3.8 mm Implant Platform



Ø 4.8 mm Implant Platform



Locator Components


Note: Replacement Males are available. See product catalog.



Overdenture Restorations

Ball Abutments w/ Cap Attachment

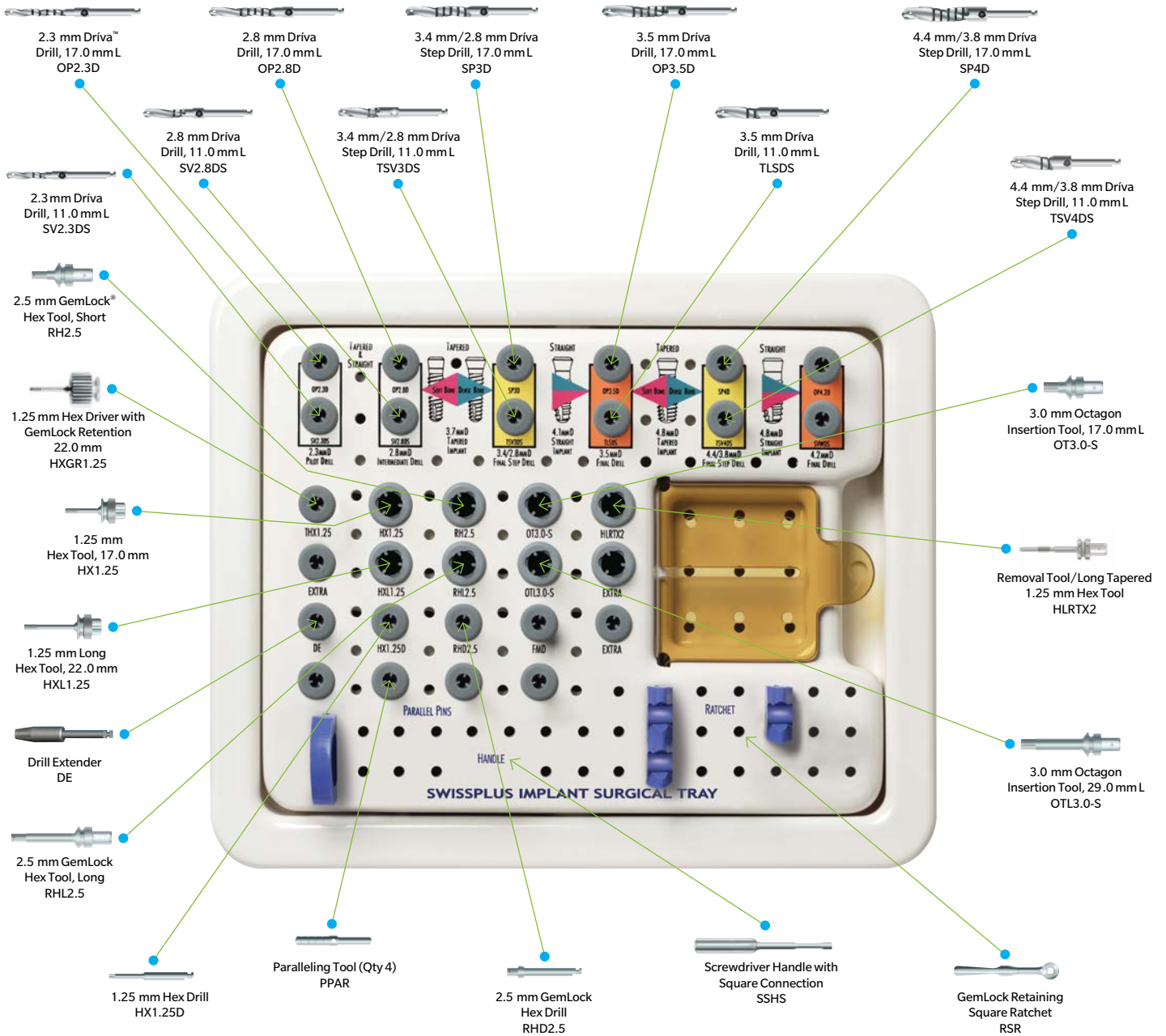
Ø 4.8 mm Implant Platform




Ball Transfer Components



SwissPlus Surgical Tools*



Prosthetic Tools and Torque Wrenches*



* Parts shown are representational in nature and do not display the exact geometry of the abutment.

Tapered SwissPlus Implant System*

Tapered Implants

(available lengths: 8.0 mm, 10.0 mm, 12.0 mm, 14.0 mm); includes 2mmL cover screw

Ø 3.7 mm



SPMB8 SPMB10 SPMB12 SPMB14

Ø 3.7 mm



SPB8 SPB10 SPB12 SPB14

Ø 4.8 mm



SPWB8 SPWB10 SPWB12 SPWB14


Platforms with Fixture Mount

Ø 3.8 mm Implant Platform
SPMB Series (Internal Hex)




FMSM supplied with implant

Ø 4.8 mm Implant Platform
SPB & OPB Series (Internal Octagon)



FMS supplied with implant

Ø 4.8 mm Implant Platform
SPWB & OPWB Series (Internal Octagon)



FMSW supplied with implant

Surgical Cover Screws

Ø 3.8 mm Platform
Ø 4.6 mm Flare



SPSC, 2 mmL • SPSCS, 3 mmL

Ø 4.8 mm Platform
Ø 5.2 mm Flare



OPSCS, 1 mmL • OPSC, 2 mmL • OPSCS, 3 mmL

Ø 4.8 mm Platform
Ø 6.0 mm Flare



OPWSC, 2mmL • OPWSCS, 3mmL

* Parts shown are representational in nature and do not display the exact geometry of the abutment.



Contact us at 1-800-342-5454 or visit

zimmerbiometdental.com



+31(0) 577 - 46 1927 | www.implacom.nl

Zimmer Biomet Dental
Global Headquarters
4555 Riverside Drive
Palm Beach Gardens, FL 33410
Phone: +1-561-776-6700
Fax: +1-561-776-1272

Unless otherwise indicated, as referenced herein, all trademarks are the property of Zimmer Biomet; and all products are manufactured by one or more of the dental subsidiaries of Zimmer Biomet Holdings, Inc. and marketed and distributed by Zimmer Biomet Dental and its authorized marketing partners. LOCATOR® is a trademark of Zest IP Holdings, LLC. For additional product information, please refer to the individual product labeling or instructions for use. Product clearance and availability may be limited to certain countries/regions. This material is intended for clinicians only and does not comprise medical advice or recommendations. Distribution to any other recipient is prohibited. This material may not be copied or reprinted without the express written consent of Zimmer Biomet Dental. ZB0186 REV C 12/19 ©2019 Zimmer Biomet. All rights reserved.

