

TSX™, TSV® and Eztetic® Encode® Emergence Healing Abutments

Heal Naturally. Impress Easily.



1 Natural Tissue Healing

- Healing abutments designed with natural gradual emergence profiles.
- Bone profiling mitigation may be possible when implant is placed no deeper than 1 mm below bone crest.
- Available in a range of emergence profile diameters and in three heights: 3, 5 and 7 mm.

2 Simplified Intraoral Scans or Traditional Impressions

- Eliminate the need for impression copings. Use an intraoral scanner or traditional PVS impression to transfer implant position for final restoration production.
- Code scheme designed to allow intraoral scanning or PVS impressing when healing abutment occlusal is just above the surrounding soft-tissue providing aesthetics post-surgery.

3 Hard- and Soft-Tissue Preservation

- Intact peri-implant mucosa is required for oral health and successful dental Implant integration and maintenance.¹
- Multiple abutment removals (dis/reconnect) negatively affect periabutment mucosal and contributes to loss of alveolar crestal bone.²
- Encode Emergence design reduces need for multiple abutment removals, preserving peri-abutment interface and maintaining sealing function.


4 Pink Matte Appearance

- Pink color provides for closely matching the gingiva's color for aesthetics results after surgery.
- Matte appearance for reduced intraoral scan glare for clear scan images.




 **ZimVie**

1. Schupbach P. The defense architecture of the human peri-implant mucosa: a histological study. *J Prosthet Dent.* 2007 Jun;97(6 Suppl):S15-25
2. Abrahamsson. 1997 *Journal of Clinical Periodontology* 24: 565-572. The mucosal barrier following abutment dis/reconnection. An experimental study in dogs.


Ordering Information



TSX™ and Tapered Screw-Vent® Connection Implants

	Platform Diameter	Emergence Profile	Height		
			3	5	7
	3.5	3.8	TEEHA333	TEEHA335	TEEHA337
		5.0	TEEHA353	TEEHA355	TEEHA357
		6.5	TEEHA363	TEEHA365	TEEHA367
	4.5	4.5	TEEHA443	TEEHA445	TEEHA447
		5.5	TEEHA453	TEEHA455	TEEHA457
		6.5	TEEHA463	TEEHA465	TEEHA467
		7.5	TEEHA473	TEEHA475	TEEHA477
	5.7	5.7	TEEHA553	TEEHA555	-
		6.8	TEEHA563	TEEHA565	-
		7.5	TEEHA573	TEEHA575	-

Eztetict® Connection Implants

	Platform Diameter	Emergence Profile	Height		
			3	5	7
	2.9	3.7	CEEHA333	CEEHA335	CEEHA337
		4.5	CEEHA343	CEEHA345	CEEHA347



ZimVie Dental
4555 Riverside Drive
Palm Beach Gardens, FL 33410
Phone: +1-561-776-6700
Fax: +1-561-776-1272
dentalCS@ZimVie.com



www.implacom.nl | +31 (0)577 46 1927



Unless otherwise indicated, as referenced herein, all trademarks and intellectual property rights are the property of ZimVie Inc. or an affiliate; and all products are manufactured by one or more of the dental subsidiaries of ZimVie Inc. (Biomet 3i, LLC, Zimmer Dental, Inc., etc.) and marketed and distributed by ZimVie Dental and its authorized marketing partners. For additional product information, please refer to the individual product labeling or instructions for use. Product clearance and availability may be limited to certain countries/regions. This material is intended for clinicians only and does not comprise medical advice or recommendations. Distribution to any other recipient is prohibited. This material may not be copied or reprinted without the express written consent of ZimVie. ZV0529 REV A 02/23 ©2023 ZimVie. All rights reserved.

